



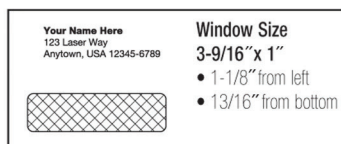
Send It in an Envelope... Standard or Custom.



Single Window Envelopes

Description

- One lower window for addressee information
- Company name and return address available (for an additional charge, add your logo and print it in color)
- Gummed flap
- With or without inside tint
- Plain or imprinted



W-RL4655PL (Plain)
W-RL4655 (Imprint)
 ■ 8⁷/₈" x 3⁷/₈"
 ■ No. 9 Single Window



RL-LZR-1-PL (Plain)
RL-LZR-1 (Imprint)
 ■ 9¹/₂" x 4¹/₈"
 ■ No. 10 Single Window

Applications

- Compatible with laser, continuous and pegboard checks and forms

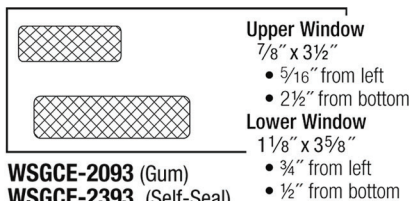
Double Window Envelopes

- Company name and return address shows through upper window for a professional look
- Addressee information shows through lower window
- Plain white
- Gummed flap or self-sealing
- With or without inside tint

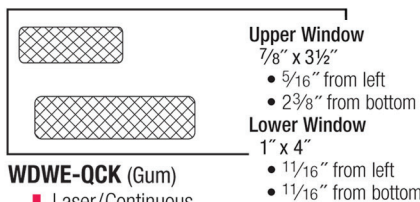
Applications

- Compatible with laser, continuous and pegboard checks and forms

Description: Laser/Continuous




WSGCE-2093 (Gum)
WSGCE-2393 (Self-Seal)
 ■ Laser/Continuous
 ■ #9 Double Window
 ■ 3⁷/₈" x 8⁷/₈"

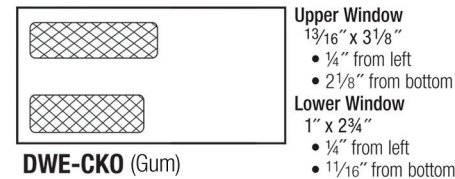


WDWE-QCK (Gum)
 ■ Laser/Continuous
 ■ Double Window
 ■ 3³/₄" x 8⁵/₈"

Description: Pegboard



WDWE-4 (Gum)
 ■ Pegboard (Safeguard)
 ■ Double Window
 ■ 3⁵/₈" x 8¹⁵/₁₆"



DWE-CKO (Gum)
 ■ Pegboard (Veribest)
 ■ Double Window
 ■ 3¹/₂" x 6¹/₄"

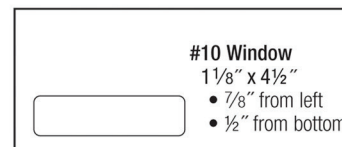
Commercial Envelopes

Description

- Single or no window options
- Plain white
- Gummed flap
- Sizes include No's 6³/₄", 7", 7³/₄", 8⁵/₈", 9", 10", 11"
- With or without inside tint
- Plain or imprinted (4-color process available for an additional charge)



WCE-8650-D (Gum)
 ■ Commercial (No Window)
 ■ #10 Envelope (No Inside Tint)
 ■ 4¹/₈" x 9¹/₂"



WCE-8651-D (Gum)
 ■ Commercial
 ■ #10 Envelope (No Inside Tint)
 ■ 4¹/₈" x 9¹/₂"

Applications

- Suitable for a variety of checks and form uses
- Guaranteed to run on laser and inkjet printers and copiers



Send It in an Envelope!

Designed for personalization, Cost Effective, Convenient, Efficient

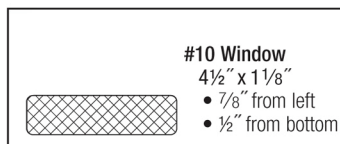
Pre-Inserted Envelope Sets

Description

- Set of two envelopes, smaller envelope fits into larger envelope
- Available in a variety of colors
- Gummed flap or self-sealing
- Imprinted with logo and address for an additional charge

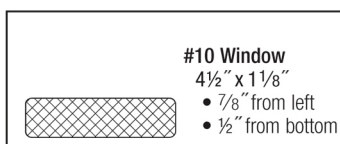
Applications

- Invoices and statements to simplify the payment process
- Perfect for multi-practice offices in general, or healthcare field



ES-2 (Inserted Set)

- #10 Window / RL-4619 (BL, GY, IV, WH) (Self-Seal)
- 4 1/8" x 9 1/2" Single Window
- #6.75 Regular / TS-100-I (Gum) (BL, CAN, GN, GY, IV, WH)
- 3 9/16" x 6 1/8" Reply



ES-3 (Inserted Set)

- #10 Window / RL-4619 (BL, GY, IV, WH) (Self-Seal)
- 4 1/8" x 9 1/2" Single Window
- #9 Regular / TS-9 (BL, CAN, GN, GY, IV, PK, WH) (Gum)
- 3 7/8" x 8 7/8" Regular



TS-10-NW-LS (Inserted Set)

- #10 Envelope / TS-10-NW (WH) (Self-Seal)
- 4 1/8" x 9 1/2" No Window
- #6.75 Regular / TS-100-I (BL, CAN, GN, GY, IV, WH) (Gum)
- 3 9/16" x 6 1/8" Reply


Booklet/Catalog Envelopes

Description

- Gummed flap
- No inside tint
- 6" x 9", 9" x 12", 10" x 13"
- Plain or imprinted

Applications

- Perfect for over-sized documents you don't want to bend to fit into a standard sized envelope



WCE-8969-SP (Plain)

WCE-8969-S (Imprint)

- 6" x 9"
- Booklet

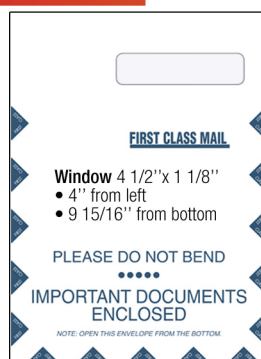
HCFA/CMS/UB04/ADA Envelopes

Description

- Healthcare forms envelope
- Window designed specifically for various HCFA/CMS/UB04
- Gummed flap or self-sealing
- Multiple Sizes
- Plain or imprinted

Applications

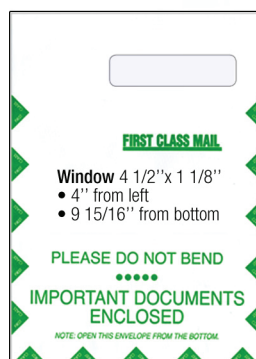
- Ideal for submitting healthcare forms to insurance carriers



WHCF1500ENVSSBL (Plain)

WHCF1500ENVSSBLI (Imprint)

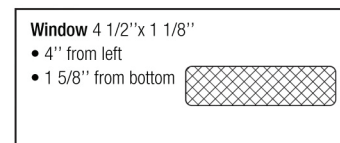
- Inside Tint
- 9" x 12 1/2"
- Self-Sealing



WHCF1500ENVSSPL (Plain)

WHCF1500-ENVSSI (Imprint)

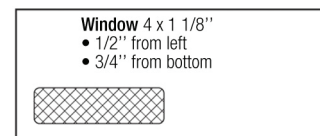
- Inside Tint
- 9" x 12 1/2"
- Self-Sealing



WHCF10-ENV-SSPL (Plain)

WHCF10-ENV-SS (Imprint)


- Inside Tint
- 9 1/2" x 4 1/8"



WADA-2002-ENVSSPL (Plain)

W-ADA-2002ENV-SSI (Imprint)

- 8 3/4" x 4 1/8"



W-UBENVPL (Plain)

W-UBENVI (Imprint)

W-UBENVSS (Plain)

W-UBENVSSI (Imprint)

- Inside Tint
- 9" x 5 7/8"

NOW IN
SELF-SEAL!